

David and Goliath



TRUEWAY KIDS.COM

Introduction

This week we continue looking at David and focus on David and Goliath.

Video playlist

Our passage is found in 1 Samuel 17. Some of the main points we will focus on are:

- David didn't let his size stop him.
- David remembered God was bigger than any giant
- David could not use someone else's protection or weapons.
- David remembered God's faithfulness.



Lesson Guide

Begin by reminding your child of Samuel anointing David as the next king of Israel. Remind them how even though David was anointed king he had to wait a long time before he was king. Share how he went back to looking after the sheep.

Explain how he was too young to go to battle. So, he stayed at home to look after the sheep while his brother went to fight.

Read 1 Samuel with your child and make it as interactive as possible. Either use a children's Bible or paraphrase in an appropriate way for your child(ren).

Here are a few ideas:

- 1) When you mention David, the child must kneel (because David was small).
- 2) When you mention Goliath, your child must stand on tiptoes because He was tall.
- 3) Take some objects (A leather strap (sling), five smooth stones).

Measure Goliath's size on the floor or wall (around 290 cm or 9 feet, 6 inches). Have your child measure themselves against it. Ask them if they would be scared to fight someone this size? Remind them how David remembered that God was even bigger than Goliath. Talk about how God is bigger than all the problems we face.

Explain how everyone thought that David was too small to fight Goliath. Even Goliath thought it was a joke when David went out to fight him. Remind your child that they are never too small or too weak for God to use. Just like David, God has a plan for them and all they need to do is trust and obey God.

Collect some adult clothing and have the child try to wear it. Have them try to complete some simple activities while wearing the clothes. For example, eating some food with a jumper that is too long. Walking across a room wearing large trousers or shoes and so on. Your child will most likely find it fun, but you can show them it makes it difficult. Explain how David couldn't go to battle with Saul's armor. Remind your child, that faith and gifts is individual. You can't borrow from someone else (even parents), God has something special just for them.

Speak about one of the reasons why David was not afraid was he remembered God's goodness and how He had protected him in the past. Make a list of some things your child can be thankful for that God has blessed them with. Food to eat, getting well after they were sick and so on. Speak about how we must remember God's goodness to us and say thank you.

David and Goliath



David went down to the river and got five stones. He went to fight Goliath.

Goliath thought it was a joke to send a little boy to fight him.

David took a stone, put it in the sling, and shot it at Goliath. It hit his head and he fell to the ground. God had once again protected his people.



One day, David father asked him to take some food to his brothers who were out at battle.

David was excited to go. When he arrived he found everyone was scared of the enemy.

There was a big, strong giant called Goliath. He said, “Send one man to fight me. If you win, we will serve you, but if I win, you and your people must serve us.”



David didn't understand why everyone was scared to fight this giant.

David remembered God was faithful and strong.

When a lion or a bear would attack David and his sheep in the field, God would always protect David.

David knew God would do the same against Goliath.



David said, "I will fight this giant." He went to talk to king Saul.

King Saul said that David must wear his armor to protect him. Saul was big and tall. David was small. Saul's armor was too big for him.

David said, "I don't need armor to protect me. God will look after me."

Games and Activities

Weight and Size

There are a lots of sizes and measurements in the passage on David and Goliath.

With an adult's help, try to find objects that match some of the sizes in the Bible passage.

Bronze coat: 125 pounds.

Iron on spear: 15 pounds.



Take Aim..

Play a game that involves aiming at an object.

You could place some cups with different points

or

Make a single object they must hit.



Rock painting

Take your child for a walk and ask your child to find some smooth stones.

When you get home, paint some patterns on them with paint.

You could paint faces, shaped, patterns or whatever you like.

For further activity, hide them around the garden and take turns in finding them.



Memory Verse

Cut out the stone and sort in order

The

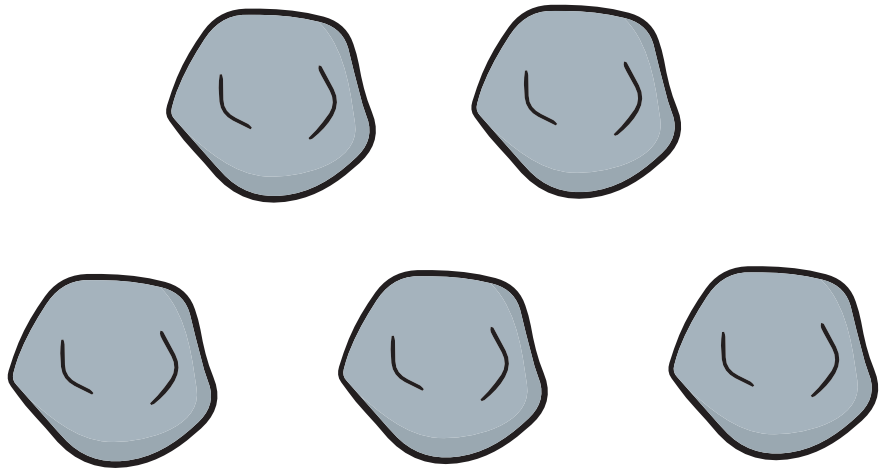
Battle

is

the

Lord's

1 Samuel 17:46



5 5 5 5 5 5 5 5

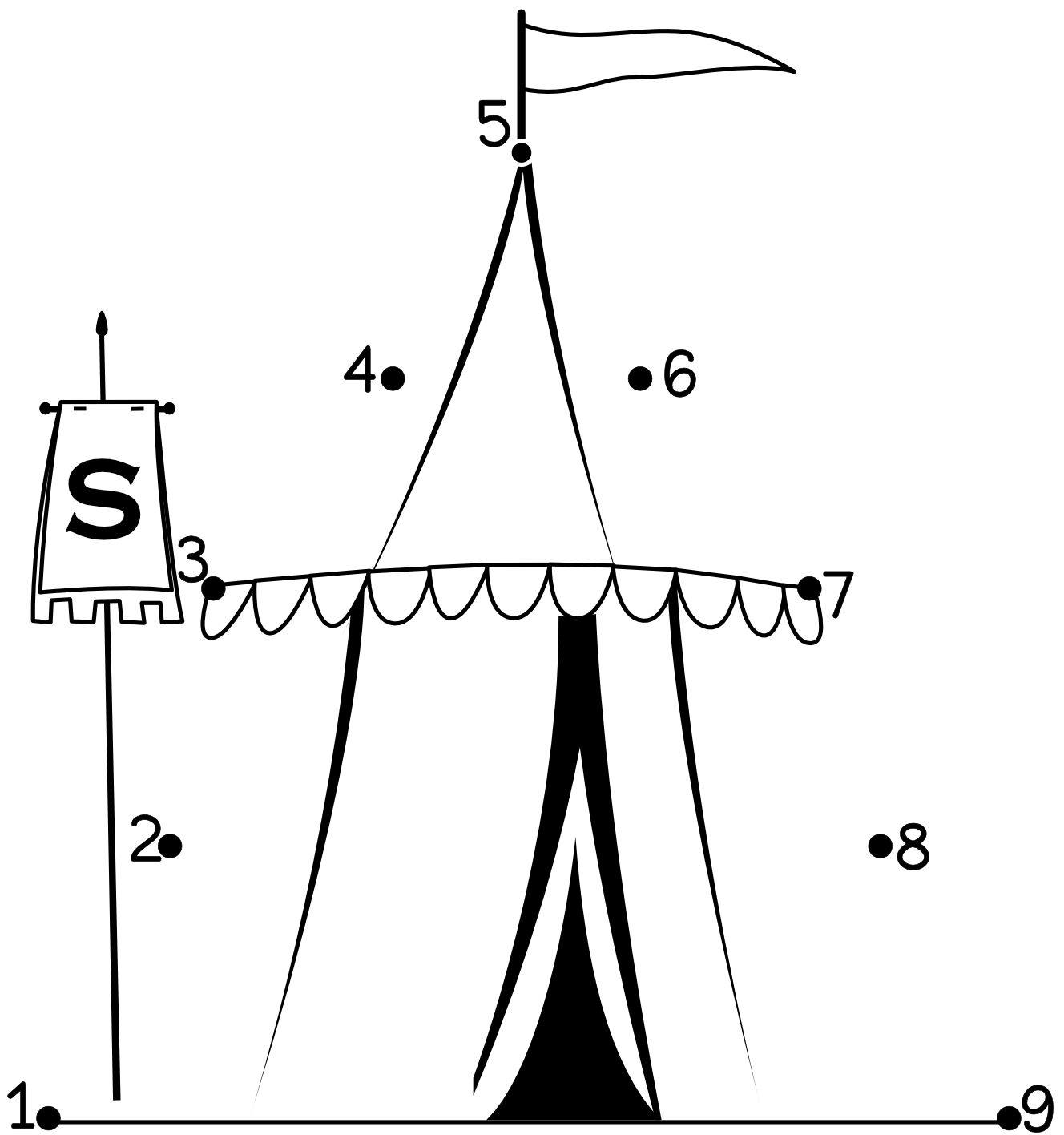
5 5 5 5 5 5 5 5

5



$$\text{stone} + \text{stone} = 5$$

$$\text{stone} + \text{stone} = 5$$

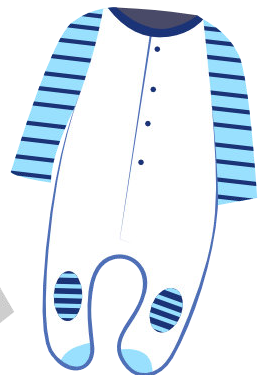


$$\text{stone} + \text{stone} =$$



Spot 5 differences



Match the clothes



Fleece Bag


Use this craft to remind the children how David collected five stones. Use the memory verse stone to fill it or take them out to collect some stones and place in their bag.

What you need:


- 1 piece of A4 felt
- Wool
- Plastic or safety needle
- Scissors
- Button (optional)



What to do:



Collect all your supplies
Pick any color felt



Fold felt in half and cut
along fold



Cut about 5cm off the top
of one half.




ADULT

Fold felt and make small
snips around the outside
of felt which can be used
to thread wool.



Using wool and a safety
needle. Sew around the
outside of the bag to
attach both sides
together.



At the top of the bag, make
a strap the correct size for
your child and tie a knot to
hold in place.

Knock down Goliath

What you need:

Coloring Equipment

Scissors

What to do:

Color the Goliath image


Cut around box and glue.

Game:



Take turns to flick or throw pieces of paper and try to knockdown Goliath.




<https://youtu.be/CAgNJM35JhU>



Glue here







Worship Time

Recommended worship songs. Not produced by Trueway Kids.
YouTube Videos to be used for personal use only.

Only a Boy Named David


<https://youtu.be/FHkRPTwADBk>

The Armor of God Fits Good on Me

<https://youtu.be/fMFGGHCD6Vs>

You Can Be Brave.

https://youtu.be/_rQKCduq_2M



Prayer Time

Thank God for His goodness and protection.

Ask God to help you trust him and remember He is bigger than anything.

Next Week
David waits to be King

If you haven't already done so, sign up
to receive future lesson by email.
truewaykids.com/subscribe/

